

EASL SCHOOL OF HEPATOLOGY FLIPPED CLASSROOM MODEL

The EASL Schools of Hepatology are based on a flipped classroom model (Table 1) that combines online courses/live webinars with face-to-face interaction.

In the flipped classroom model, information transfer is carried out at home (from EASL Campus), and “classroom” time is dedicated to information assimilation. This model is [learner-centred](#), [problem-oriented](#) and encourages [active collaboration between students](#) to elaborate a solution to a given problem.




TRADITIONAL LEARNING MODELS	FLIPPED CLASSROOM MODEL
Teacher-centred	Learner-centred
Content-orientated	Problem-orientated
 Teacher	
Sage on a stage	Guide on the side
 Students	
Passive Learning	Active Learning
Listen to lecture	Assigned pre-reading material
Take notes	Consolidation of information through discussions
Assigned homework	Elaborate solution to given problem
Work mostly alone	Work in a team
 Assessment	
Exam	Task assignment

Table 1 Comparing traditional learning to the flipped classroom model

THE LEARNING PROCESS



Figure 1 EASL School learning process

PREPARATION (BLENDED LEARNING ON EASL CAMPUS)

1- PRE-READING

- Students attend an icebreaker webinar.
- Students are divided into groups.
- Relevant didactic material is provided to all students one month before the school takes place. Material may include:
 - EASL CPGs
 - Key articles
 - On-demand content from previous EASL events
 - Access to selected educational materials on EASL Campus,
 - TED talks
 - Podcasts
 - etc.

2- PRE-ASSESSMENT QUIZ

- Students are asked general questions on the school's topic in a [multiple-choice question format](#).
- The pre-assessment **must** be completed before attending the school.

ON-SITE LEARNING

3 – EXPERIMENTAL HANDS-ON SESSIONS

- Several experimental hands-on sessions are conducted in groups throughout the two days.

5 – STATE-OF-THE-ART LECTURE

- State-of-the-art lecture is given by a renowned expert followed by a question & answer session with the students.

ASSESSMENT (ON EASL CAMPUS)

5 – POST-ASSESSMENT QUIZ

Students are asked to answer the same multiple-choice questions on the topic of the School.


6 – EVALUATION/SURVEY (EASLCAMPUS)


In order to obtain CME credits, students must provide their evaluation of the School – on format, Faculty, venue, time allotted, dynamic of team work – by filling an online questionnaire.



Need more information?

 schools@easloffice.eu

 Rue Daubin 7, 1203 Genève, Switzerland

 easl.eu/events/easl-courses-schools-masterclasses/#easl-schools